

# 2025 ANNUAL RATE SURVEY WATER COST

Rates are based on 22,500 gallons or 3,000 cubic feet of water in a three month period. Rates quoted are those in effect as of March 1, 2025

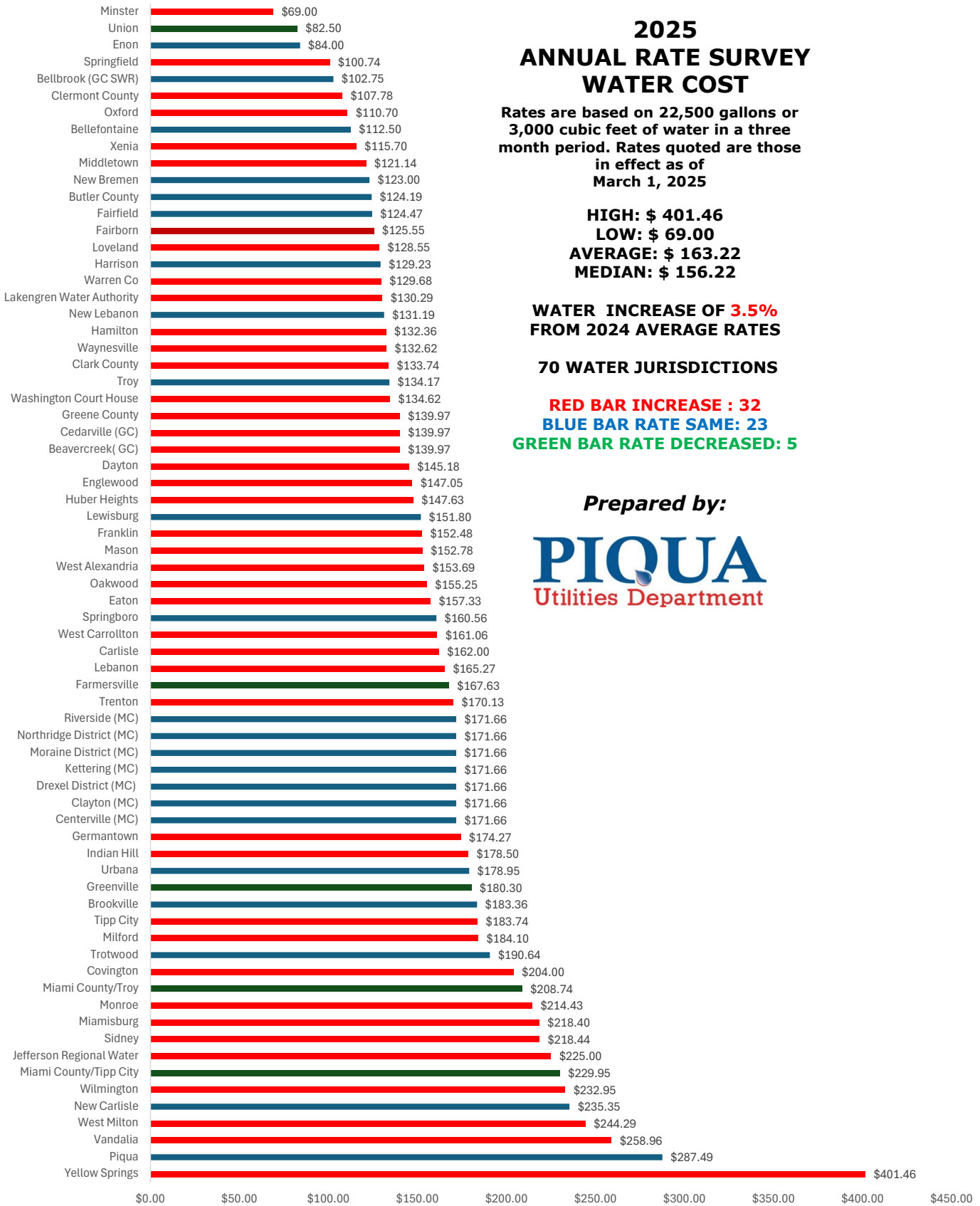
**HIGH: \$ 401.46**  
**LOW: \$ 69.00**  
**AVERAGE: \$ 163.22**  
**MEDIAN: \$ 156.22**

**WATER INCREASE OF 3.5% FROM 2024 AVERAGE RATES**

**70 WATER JURISDICTIONS**

**RED BAR INCREASE : 32**  
**BLUE BAR RATE SAME: 23**  
**GREEN BAR RATE DECREASED: 5**

*Prepared by:*



# 2025 ANNUAL RATE SURVEY SEWER COST

Rates are based on 22,500 gallons or 3,000 cubic feet of water in a three month period.  
Rates quoted are those in effect as of March 1, 2025

**HIGH: \$314.28**

**LOW: \$74.55**

**AVERAGE: \$173.59**

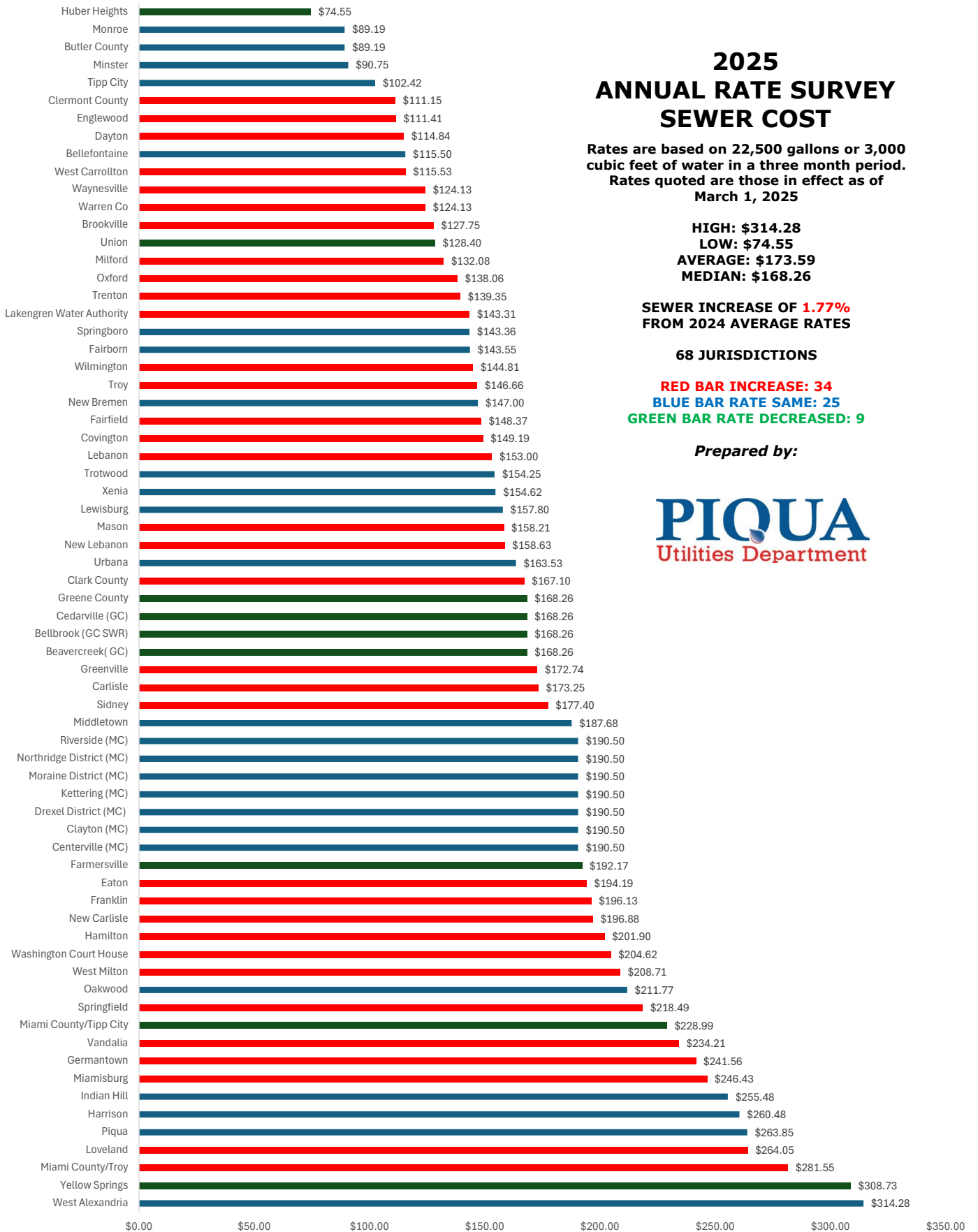
**MEDIAN: \$168.26**

**SEWER INCREASE OF 1.77% FROM 2024 AVERAGE RATES**

**68 JURISDICTIONS**

**RED BAR INCREASE: 34**  
**BLUE BAR RATE SAME: 25**  
**GREEN BAR RATE DECREASED: 9**

*Prepared by:*



# 2025 ANNUAL RATE SURVEY COMBINED WATER & SEWER COSTS

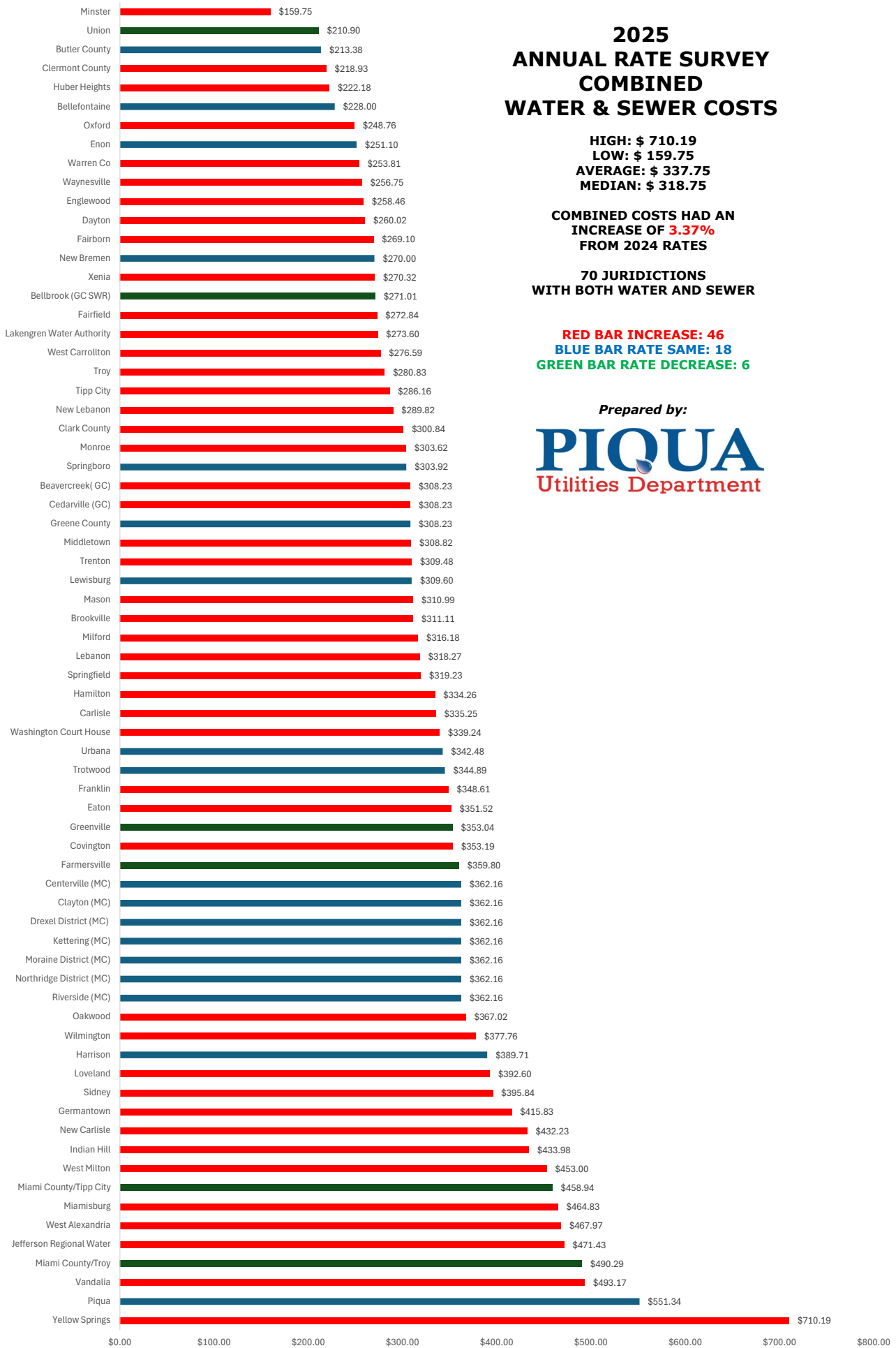
**HIGH: \$ 710.19**  
**LOW: \$ 159.75**  
**AVERAGE: \$ 337.75**  
**MEDIAN: \$ 318.75**

**COMBINED COSTS HAD AN  
 INCREASE OF 3.37%  
 FROM 2024 RATES**

**70 JURISDICTIONS  
 WITH BOTH WATER AND SEWER**

**RED BAR INCREASE: 46**  
**BLUE BAR RATE SAME: 18**  
**GREEN BAR RATE DECREASE: 6**

*Prepared by:*



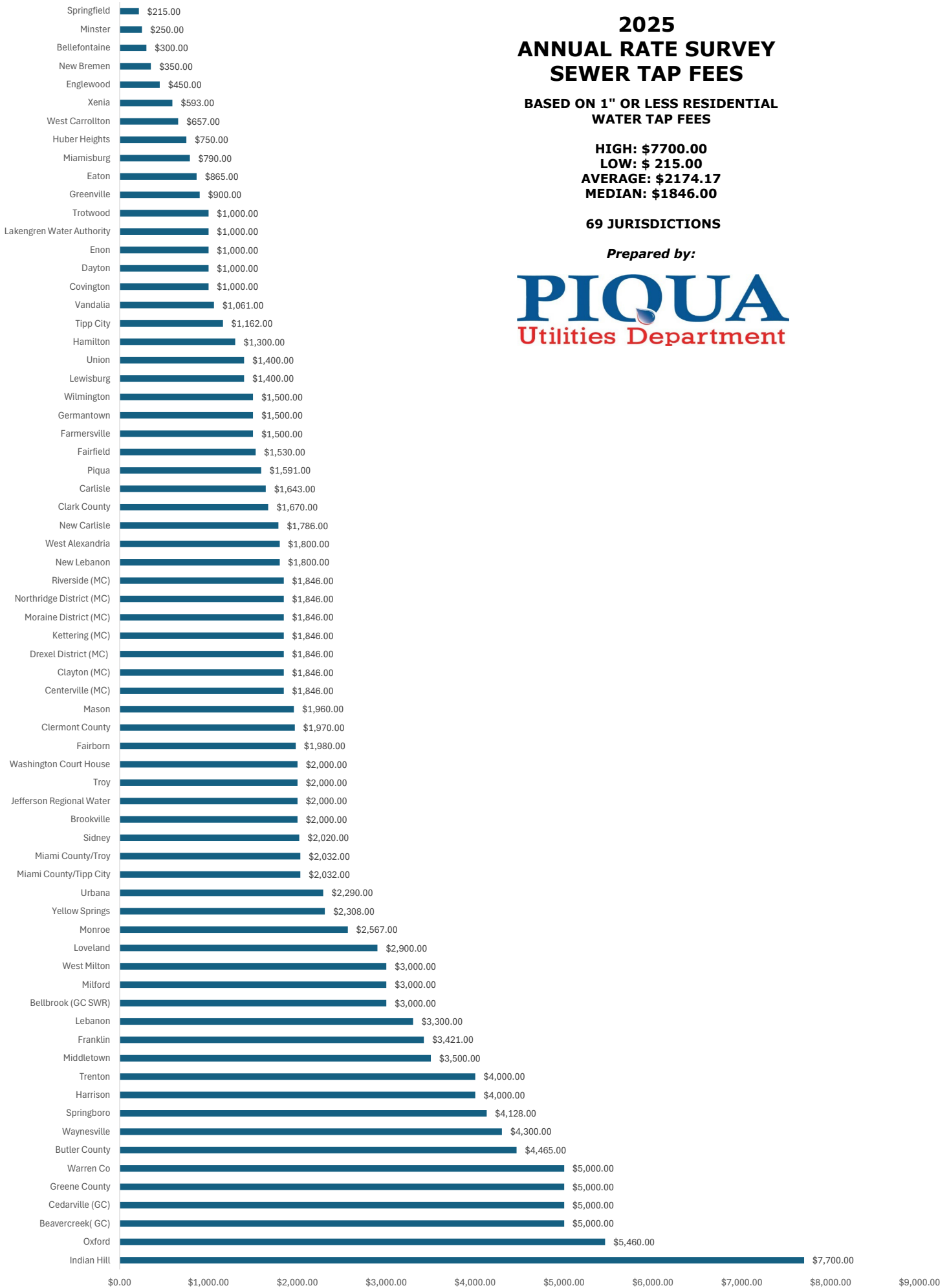
# 2025 ANNUAL RATE SURVEY SEWER TAP FEES

BASED ON 1" OR LESS RESIDENTIAL  
WATER TAP FEES

**HIGH: \$7700.00**  
**LOW: \$ 215.00**  
**AVERAGE: \$2174.17**  
**MEDIAN: \$1846.00**

**69 JURISDICTIONS**

*Prepared by:*



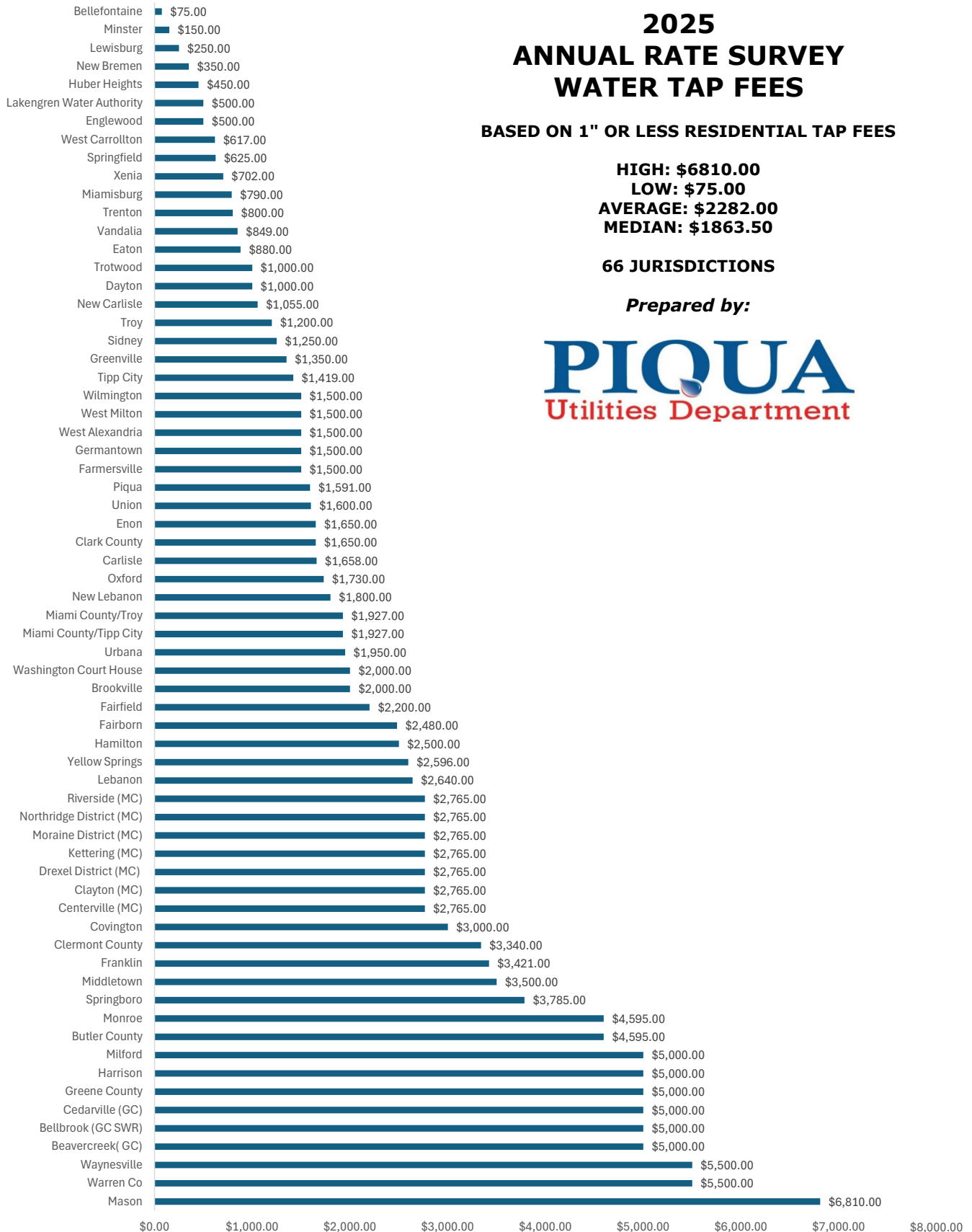
# 2025 ANNUAL RATE SURVEY WATER TAP FEES

BASED ON 1" OR LESS RESIDENTIAL TAP FEES

**HIGH: \$6810.00**  
**LOW: \$75.00**  
**AVERAGE: \$2282.00**  
**MEDIAN: \$1863.50**

**66 JURISDICTIONS**

*Prepared by:*



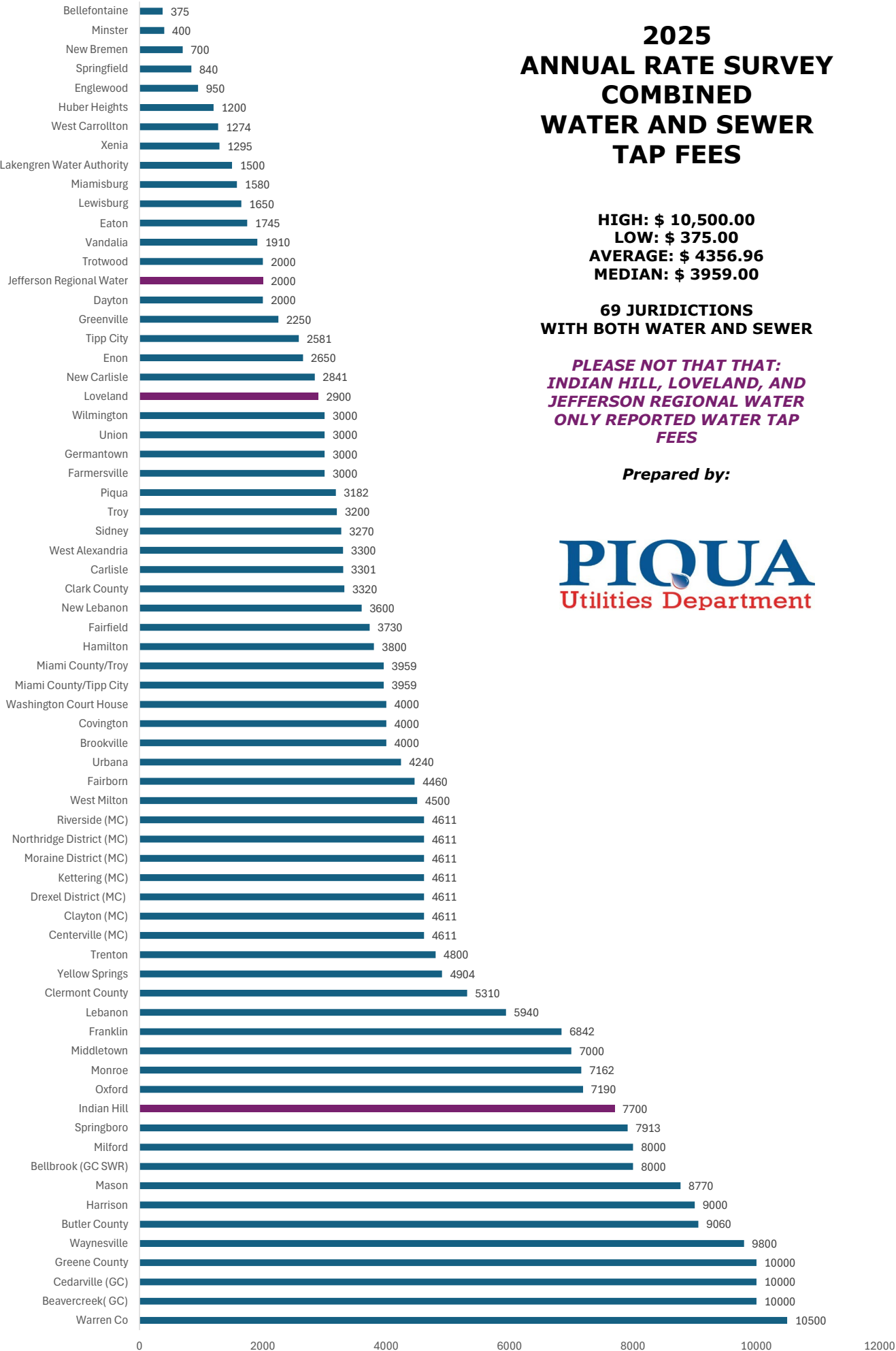
# 2025 ANNUAL RATE SURVEY COMBINED WATER AND SEWER TAP FEES

**HIGH: \$ 10,500.00**  
**LOW: \$ 375.00**  
**AVERAGE: \$ 4356.96**  
**MEDIAN: \$ 3959.00**

**69 JURISDICTIONS  
WITH BOTH WATER AND SEWER**

***PLEASE NOT THAT THAT:  
INDIAN HILL, LOVELAND, AND  
JEFFERSON REGIONAL WATER  
ONLY REPORTED WATER TAP  
FEES***

***Prepared by:***



# 2025 ANNUAL RATE SURVEY MONTHLY STORM FEES

TYPICAL COSTS FOR A SINGLE RESIDENTIAL HOME.  
EQUIVALENT RESIDENTIAL UNIT (ERU) SIZE VARIES  
PER MUNICIPALITY

HIGH: \$35.13  
LOW: \$2.95  
AVERAGE: \$5.99  
MEDIAN: \$4.75

30 JURISDICTIONS WITH  
MONTHLY STORM FEES.

*Prepared by:*

